

CARL STAEHLE MACHINERY SALES

Product Review of the SONY DG-series gauging

When you need to get quick and accurate readings in seconds, this is the product for you. They are shop tested for ruggedness and Q.C. tested for accuracy and they get an A++ in both areas.

***Free One
Week Trial
And Plant
Demo***

Call 847-573-8200

LOOKING FOR DIRECT .0001/.00005 READINGS

- All Length Checks in Seconds.
- Direct Outside Diameter Readings
- RS-232 for SPC (Opt.)
- Add & Subtract of Two Probes (Opt)
- Max/Min/ peak to peak readings (Opt.)

The Right Fit For:

1. Shop level manufacturing
2. Final QC inspection
3. Incoming inspection
4. Tool setting
5. In process feedback

Special Package Price with Sony Display, Display Stand , 4" Probe, Probe Stand And Tip Set.



Testimonials

Mako Mold - 2 units

The Sony probes are the most used piece of equipment in our shop.

Ray Tool and Eng. - 15 units

I have been using the 4" Sony Probes for over 15 years right at the grinders and would not want our people to grind without them.

The benefits of this system is the direct reading on all your length dimensions and with no special fixturing other than a tip set . You can find outside diameters, internal grooves, internal steps and depths of any blind hole as easy as 1-2-3.

**Carl Staehle Machinery Sales.
1840 Industrial Dr. Unit 100
Libertyville Il. 60048
847-573-8200**

See Back Of Page For Different Applications


CUSTOMER APPLICATION




STEPS AND GROOVES



FLATNESS




TOOL SETTING



DIAMETERS IN PROCESS



POCKETS AND DEPTHS



RADIUS HIGH POINT